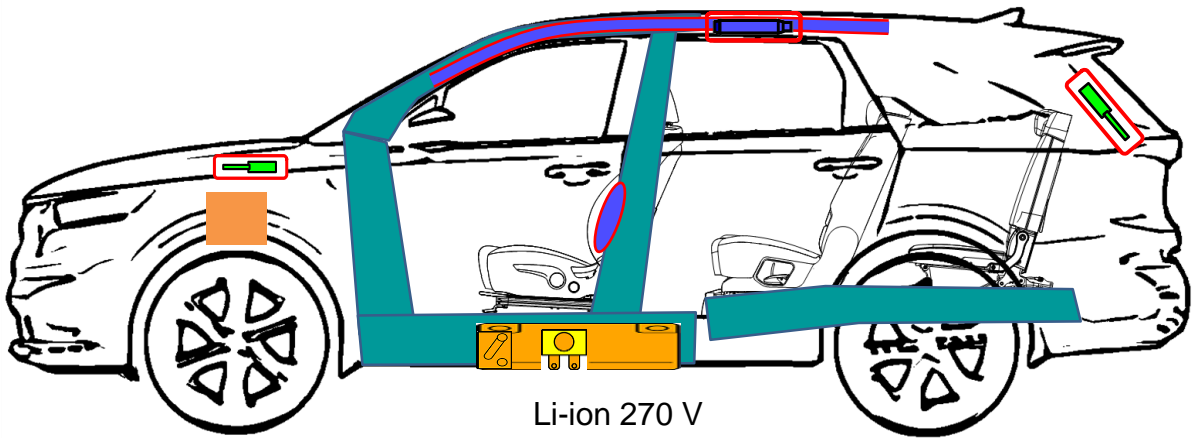
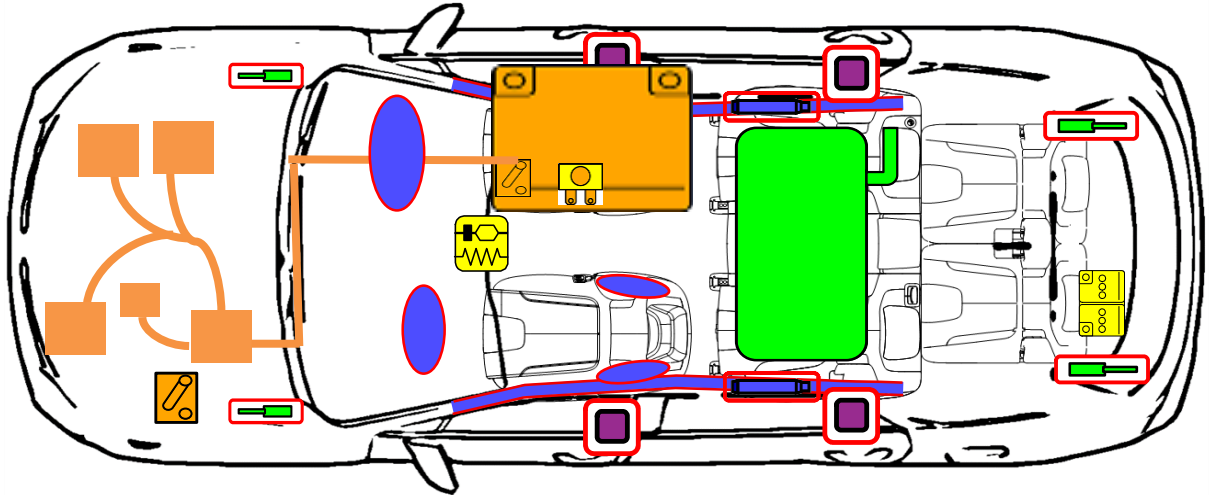




Kia Sorento HEV
SUV, 4 doors, 5 & 7 seats
From August 2020



Li-ion 270 V

Reserved for holes (paper version)

	Airbag		Stored gas inflator		Seat belt pretensioner		SRS control unit		Pedestrian protection active system
	Automatic rollover protection system		Gas strut/Preloaded spring		High strength zone		Zone requiring special attention		
	Battery low voltage		Ultra capacitor, low voltage		Fuel tank		Gas tank		Safety valve
	High voltage battery pack		High voltage power cable/component		High voltage disconnect		Fuse box disabling high voltage system		Ultra capacitor, high voltage

ID No.	Version No.	Version date	Page
KNA-MQ4-RSH-03-202106	03	06/2021	1 / 4

1. Identification / recognition



2. Immobilisation / stabilisation / lifting

■ Immobilization

EPB



1. Push the P button.
2. Chock the wheels and pull the switch to set the parking brake.


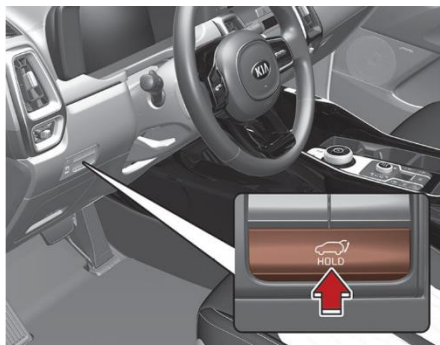
■ Lifting positions at car underbody: ■



	ID No.	Version No.	Version date	Page
	KNA-MQ4-RSH-03-202106	03	06/2021	2 of 4

3. Disable direct hazards / safety regulations

■ Access to the battery

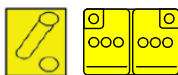


1a. Press the power tailgate open button for approx. one second

1b. Or carrying the smart key with you and press the tailgate handle switch

2. Battery in the trunk.

■ Disabling procedure



① Turn the ignition switch off

② Disconnect the negative(-) terminal

③ Disconnect the positive(+) terminal

4. Access to the occupants

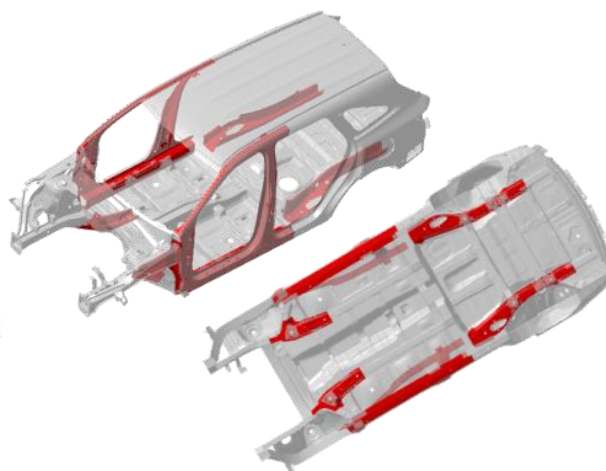
■ Glass

1 : Laminated
2 + 3 : Tempered



■ Vehicle body

Hardened Steel



	ID No.	Version No.	Version date	Page
	KNA-MQ4-RSH-03-202106	03	06/2021	3 of 4

5. Stored energy / liquids / gases / solids

■ Fuel Tank

67ℓ

■ Battery



12 V



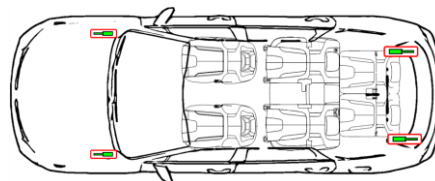
Li-ion 270 V

6. In case of fire

■ Gas Strut

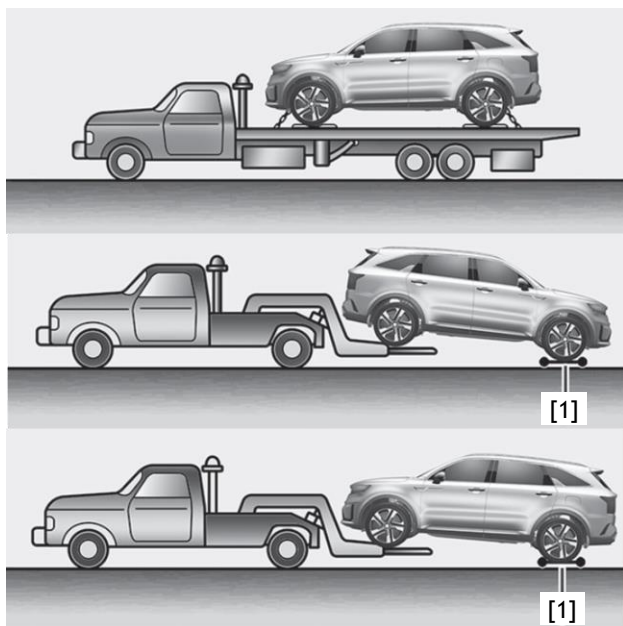


Risk of missile effect of hood and trunk.



8. Towing / transportation / storage

OK :



Not OK :



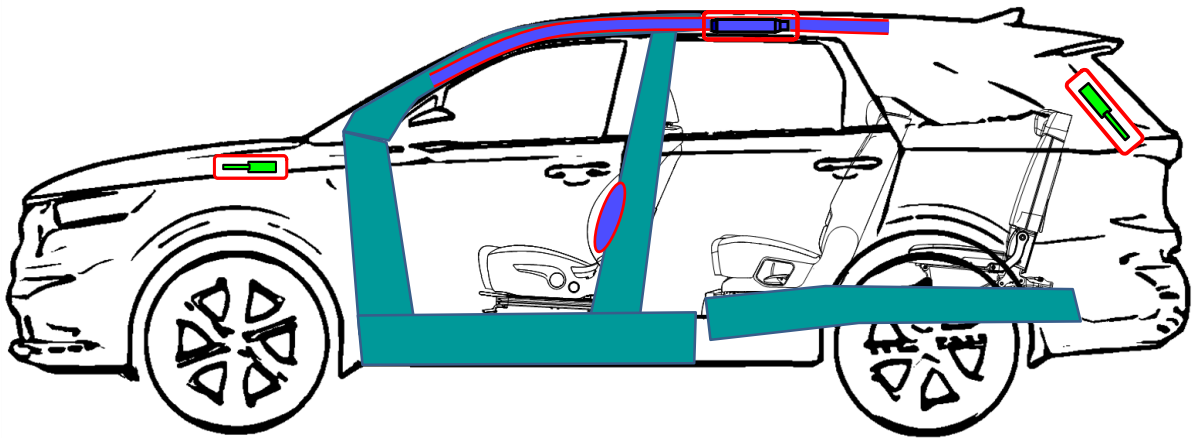
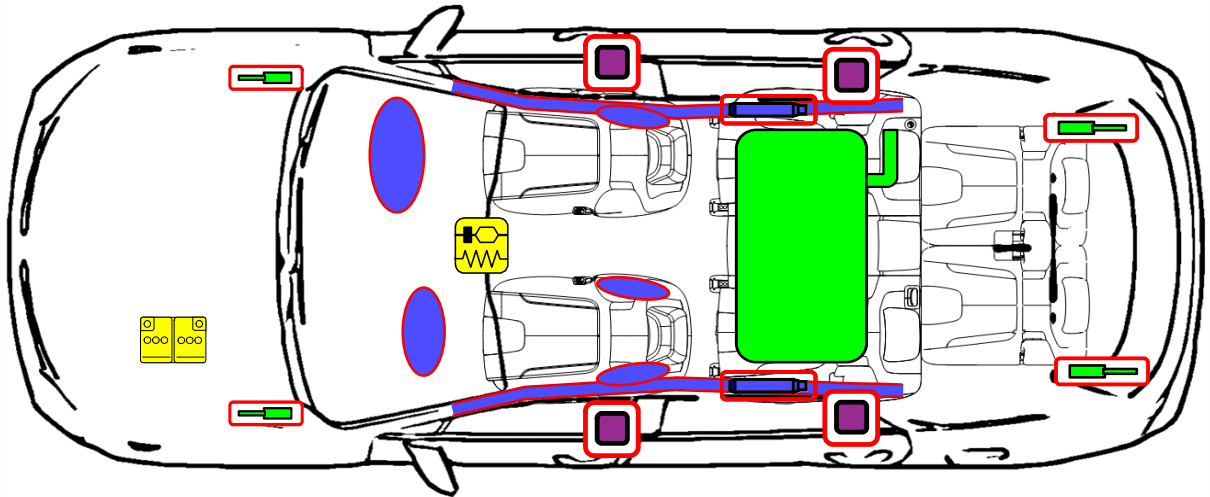
[1] : Dolly

	ID No.	Version No.	Version date	Page
	KNA-MQ4-RSH-03-202106	03	06/2021	4 of 4



Kia Sorento

SUV, 4 doors, 5 & 7 seats
From August 2020



Reserved for holes (paper version)

	Airbag		Stored gas inflator		Seat belt pretensioner		SRS control unit		Pedestrian protection active system
	Automatic rollover protection system		Gas strut/ Preloaded spring		High strength zone		Zone requiring special attention		
	Battery low voltage		Ultra capacitor, low voltage		Fuel tank		Gas tank		Safety valve
	High voltage battery pack		High voltage power cable/ component		High voltage disconnect		Fuse box disabling high voltage system		Ultra capacitor, high voltage

	ID No.	Version No.	Version date	Page
	KNA-MQ4-RSI-03-202106	03	06/2021	1 / 4

1. Identification / recognition



2. Immobilisation / stabilisation / lifting

■ Immobilization

1 Parking pedal




1. Move the shift lever to the P position.
2. Press the parking pedal to set the parking brake

2 EPB



1. Push the P button.
2. Chock the wheels and pull the switch to set the parking brake.


■ Lifting positions at car underbody: ■



	ID No.	Version No.	Version date	Page
	KNA-MQ4-RSI-03-202106	03	06/2021	2 / 4

3. Disable direct hazards / safety regulations

■ Access to the battery

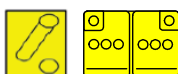


1. Pull the release lever to unlatch the hood. The hood should pop open slightly.

2. Raise the hood slightly, push the secondary latch up (①) inside of the hood center and lift the hood (②)

3. Battery in the engine compartment

■ Disabling procedure



① Turn the ignition switch off

② Disconnect the negative(-) terminal

③ Disconnect the positive(+) terminal

4. Access to the occupants

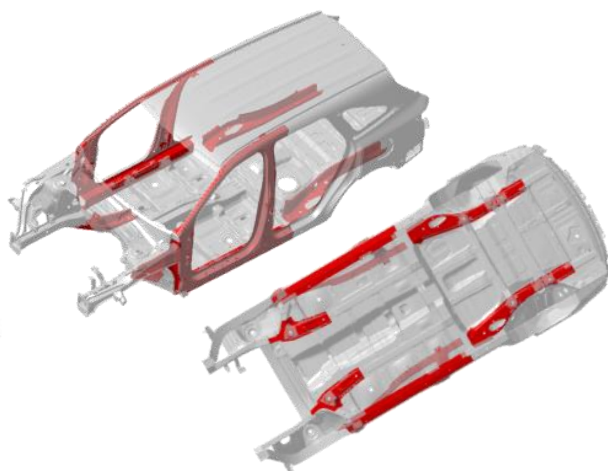
■ Glass

1 : Laminated
2 + 3 : Tempered



■ Vehicle body

Hardened Steel



	ID No.	Version No.	Version date	Page
	KNA-MQ4-RSI-03-202106	03	06/2021	3 / 4

5. Stored energy / liquids / gases / solids

■ Fuel Tank

67ℓ

■ Battery



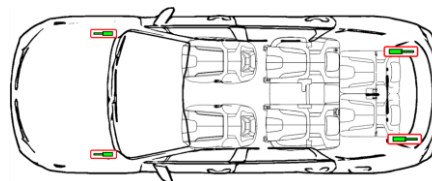
12 V

6. In case of fire

■ Gas Strut

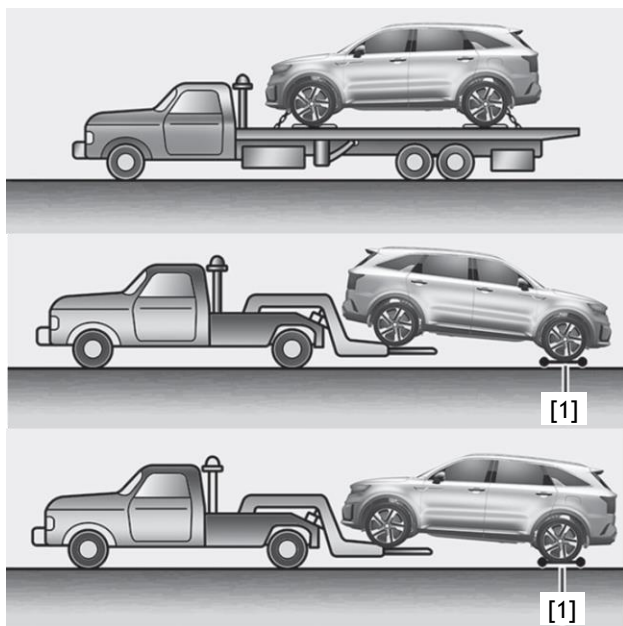


Risk of missile effect of hood and trunk.



8. Towing / transportation / storage

OK :



Not OK :



[1] : Dolly

	ID No.	Version No.	Version date	Page
	KNA-MQ4-RSI-03-202106	03	06/2021	4 / 4